LC_EN

	REF / ART.NR	DIMENSIONS											STATIC LOAD		STIFNESS RATIO		
		Sh	ØA	B	ØD	C	e	ØF	ØG	H	I	J	ØK	LOAD	DEFLECTION	Kx	Ky	Kz
			mm.											kg.	mm.			
LC	LC102NR35	35	66	45	10.3	12	2.5	25.5	12.8	82.5	102	70	57	50	3,5±0,5	1	1,1	1,9
	LC102NR45	45	66	45	10.3	12	2.5	25.5	12.8	82.5	102	70	57	80	3,5±0,5	1	1,1	1,9
	LC102NR55	55	66	45	10.3	12	2.5	25.5	12.8	82.5	102	70	57	120	3,5±0,5	1	1,1	1,9
	LC102NR65	65	66	45	10.3	12	2.5	25.5	12.8	82.5	102	70	57	170	3,5±0,5	1	1,1	1,9
	LC102NR75	75	66	45	10.3	12	2.5	25.5	12.8	82.5	102	70	57	215	3,5±0,5	1	1,1	1,9
	LC122NR35	35	70	50	10.4	16	3	25.5	12.8	100	122	75	57	95	4,5±0,5	1	1,1	1,9
	LC122NR45	45	70	50	10.4	16	3	25.5	12.8	100	122	75	57	125	4,5±0,5	1	1,1	1,9
	LC122NR55	55	70	50	10.4	16	3	25.5	12.8	100	122	75	57	150	4,5±0,5	1	1,1	1,9
	LC122NR65	65	70	50	10.4	16	3	25.5	12.8	100	122	75	57	260	4,5±0,5	1	1,1	1,9
	LC122NR75	75	70	50	10.4	16	3	25.5	12.8	100	122	75	57	375	4,5±0,5	1	1,1	1,9
	LC170NR35	35	95	70	13	18	3	34	22	141	170	100	74	180	6,0±1,0	1	1,1	1,9
	LC170NR45	45	95	70	13	18	3	34	22	141	170	100	74	240	6,0±1,0	1	1,1	1,9
	LC170NR55	55	95	70	13	18	3	34	22	141	170	100	74	350	6,0±1,0	1	1,1	1,9
	LC170NR65	65	95	70	13	18	3	34	22	141	170	100	74	540	6,0±1,0	1	1,1	1,9
	LC170NR75	75	95	70	13	18	3	34	22	141	170	100	74	700	6,0±1,0	1	1,1	1,9
	LC302NR35	35	66	45	10.3	12	2.5	25.5	12.8	82.5	102	70	57	55	3,5±0,5	1	1,9	1,9
	LC302NR45	45	66	45	10.3	12	2.5	25.5	12.8	82.5	102	70	57	100	3,5±0,5	1	1,9	1,9
	LC302NR55	55	66	45	10.3	12	2.5	25.5	12.8	82.5	102	70	57	140	3,5±0,5	1	1,9	1,9
	LC302NR65	65	66	45	10.3	12	2.5	25.5	12.8	82.5	102	70	57	180	3,5±0,5	1	1,9	1,9
	LC302NR75	75	66	45	10.3	12	2.5	25.5	12.8	82.5	102	70	57	350	3,5±0,5	1	1,9	1,9

	REF / ART.NR	DIMENSIONS			
		ØA	B	e	ØG
		mm.			
AC	AC102	60	8	5	13
	AC170	75	8	5	21
AR	AR102	47	6.5	.	13
	AR170	62	7	.	23

LC

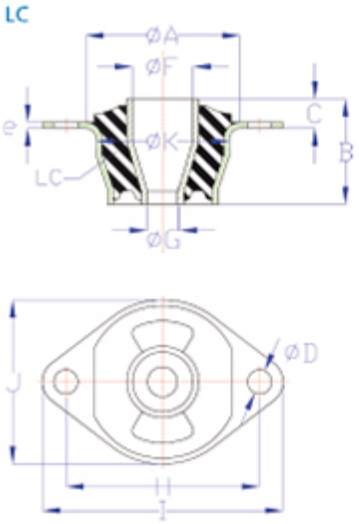

LC-302

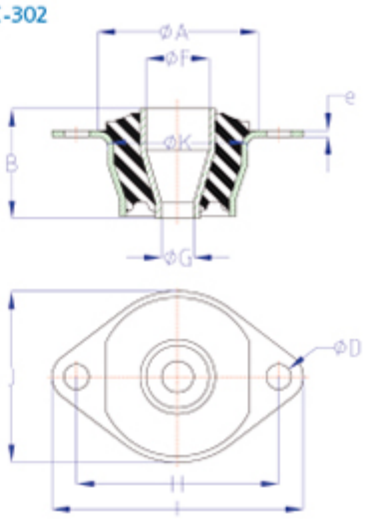

AC

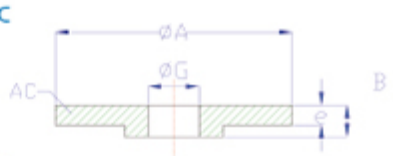
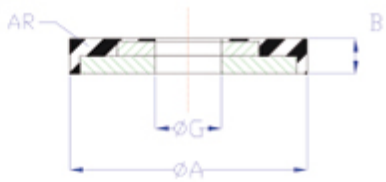
AR